



The Blue Condominium

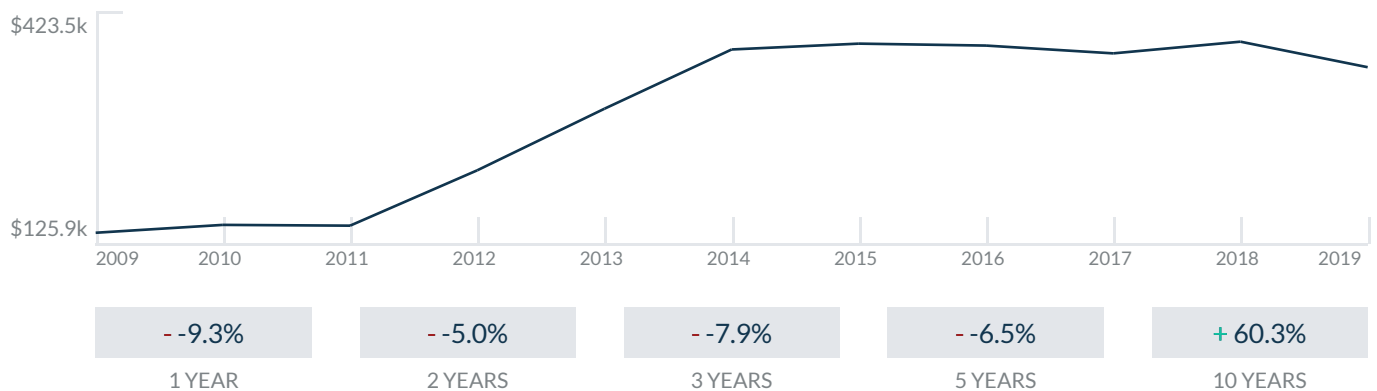
601 NE 36th St
Miami, FL 33137

Every month we compile this comprehensive market report focus on The Blue Condominium in this convenient and easy to read format. Our data comes from more than six different sources including MLS Associations, County Offices and Financial Institutions. Get this report for free every month on our website thebluecondominium.com.

Property Stats

POSTAL CODE 33137

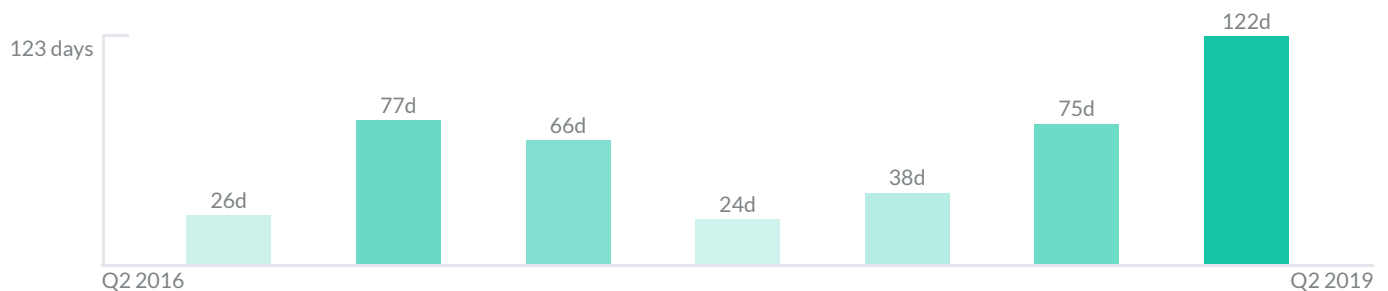
The property stats graph represents the median price evolution since ten years in your postal code area.



Similar Properties

DAYS ON THE MARKET

Everyday 3 months we monitor how many days it takes for similar properties to be sold. This is also a good indicator to know when to buy or sale!

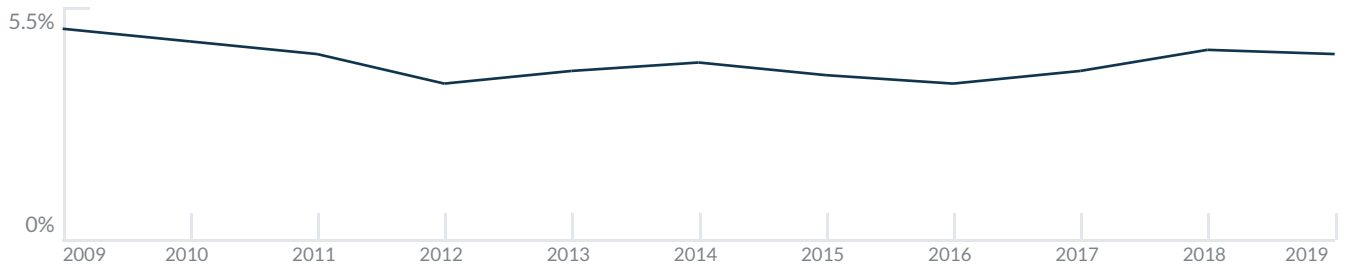


Mortgage Rates

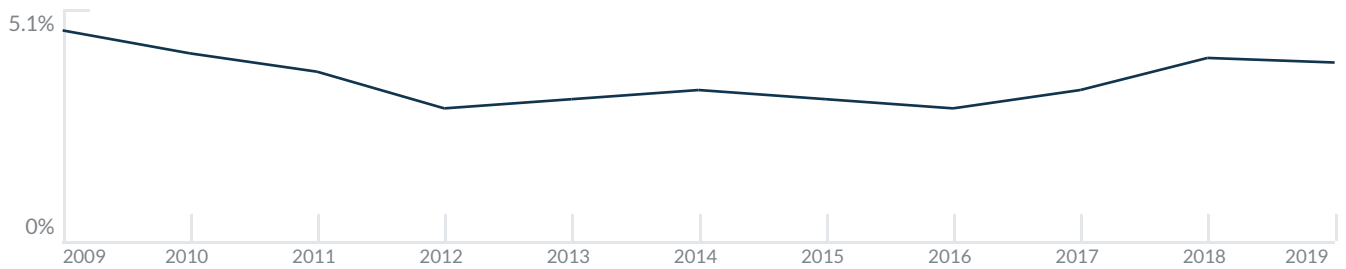
PER YEAR

Understanding mortgage economics is important when you want to buy with a loan. Below is the historical yearly average mortgage rates in the Unites States retrieved from Freddie Mac©

30 YEARS FIXED 4.4%



15 YEARS FIXED 3.9%



5/1-YEAR ADJUSTABLE 3.9%



Schools

CLOSEST

Having good schools nearby is important if you have kids or plan to rent or sell your home. Ratings are retrieved from the leading independent and nonprofit GreatSchools©

ELEMENTARY SCHOOL	MIDDLE SCHOOL	HIGH SCHOOL
School For Advanced Studies in Music	De Hostos Youth Leadership Charter School	Artistic Culture Senior High School
10/10	1/10	10/10

Insights

IN THE BLUE CONDOMINIUM







Below the average listing prices of available unit per property type.



Activity

SOLD OR RENTED

Below the latest transactions reported by the local MLS Association for The Blue Condominium

 <p>\$2,000</p> <p>UNIT 2905</p> <p>RENTED FEB 2019</p> <p>1 Bath 1 Bed</p>	 <p>\$3,200</p> <p>UNIT 1002</p> <p>RENTED MAR 2019</p> <p>2 Bath 2 Bed</p>	 <p>\$2,850</p> <p>UNIT</p> <p>RENTED FEB 2019</p> <p>2 Bath 2 Bed</p>
 <p>\$3,200</p> <p>UNIT 901</p> <p>RENTED FEB 2019</p> <p>2 Bath 2 Bed</p>	 <p>\$397,500</p> <p>UNIT 902</p> <p>SOLD NOV 2018</p> <p>2 Bath 2 Bed</p>	 <p>\$2,150</p> <p>UNIT 2805</p> <p>RENTED MAR 2019</p> <p>1 Bath 1 Bed</p>

Sold

LAST 20 PROPERTIES SOLD IN THE BLUE CONDOMINIUM

Unit	Price	Beds/Baths	\$/Sqft	Sqft	Buying Date	Days on Market
902	\$397,500	2/2	\$353.3	1,125	Apr 2019	106
PH32...	\$1,349,000	3/3	\$459.8	2,934	Apr 2019	137
1211	\$330,500	1/1	\$427.6	773	Feb 2019	87
1907	\$435,000	2/2	\$375.6	1,158	Jan 2019	62
1011	\$317,000	1/1	\$410.1	773	Nov 2018	7
2511	\$355,000	1/1	\$459.2	773	Oct 2018	68
3412	\$875,000	2/2	\$467.9	1,870	Sep 2018	27
2004	\$440,000	2/2	\$380.0	1,158	Sep 2018	10
2109	\$439,000	2/2	\$379.1	1,158	Aug 2018	36
1208	\$310,000	1/1	\$407.4	761	Oct 2016	71
1607	\$439,500	2/2	\$379.5	1,158	Oct 2016	61
1710	\$480,000	2/2	\$408.9	1,174	Aug 2016	42
2407	\$475,000	2/2	\$410.2	1,158	Jul 2016	112
2908	\$379,000	1/1	\$498.0	761	May 2016	30
PH34...	\$947,000	2/2	\$577.1	1,641	Apr 2016	22
1702	\$409,000	2/2	\$363.6	1,125	Nov 2015	289
703	\$365,000	2/2	\$310.9	1,174	Aug 2015	106
1801	\$519,000	2/2	\$358.2	1,449	Jul 2015	161
1606	\$405,000	2/2	\$349.7	1,158	Jul 2015	85
2107	\$429,000	2/2	\$370.5	1,158	Apr 2015	195

Rented

LAST 20 PROPERTIES RENTED IN THE BLUE CONDOMINIUM

Unit	Price	Beds/Baths	\$/Sqft	Sqft	Rented Date	Days on Market
2805	\$2,150	1/1	\$2.8	761	Apr 2019	36
2106	\$2,600	2/2	\$2.2	1,158	Apr 2019	91
1503	\$2,500	2/2	\$2.1	1,174	Mar 2019	76
2108	\$2,450	1/1	\$3.2	761	Mar 2019	50
2405	\$2,150	1/1	\$2.8	761	Mar 2019	75
1311	\$2,200	1/1	\$2.8	773	Mar 2019	15
1305	\$2,150	1/1	\$2.8	761	Feb 2019	46
1902	\$2,600	2/2	\$2.3	1,125	Feb 2019	139
3211	\$2,200	1/1	\$2.8	773	Feb 2019	12
2309	\$2,600	2/2	\$2.2	1,174	Feb 2019	174
1003	\$2,750	2/2	\$2.3	1,174	Jan 2019	75
2009	\$2,500	2/2	\$2.2	1,158	Dec 2018	149
3308	\$2,200	1/1	\$2.9	761	Dec 2018	70
3012	\$3,700	2/3	\$2.0	1,870	Dec 2018	53
2301	\$3,900	2/2	\$2.7	1,449	Dec 2018	26
2511	\$2,350	1/1	\$3.0	773	Nov 2018	17
2602	\$2,650	2/2	\$2.4	1,125	Nov 2018	33
3005	\$2,250	1/1	\$3.0	761	Nov 2018	69
2212	\$4,400	2/3	\$2.4	1,870	Nov 2018	98
3110	\$3,000	2/2	\$2.6	1,174	Nov 2018	36

Currently Listed

ACTIVE LISTINGS 1/3

Unit	Price	Beds/Baths	\$/Sqft	Sqft	Listing Date	Owner
PH33...	\$774,900	2/2	\$403.6	1920	Aug 2018	JESUS PACHE...
445	\$2,500/mth	4/2	\$1.0	2424	May 2019	N/A
711	\$320,000	1/1	\$414.0	773	Aug 2018	FELIPE A VAR...
801	\$645,000	2/2	\$445.1	1449	Nov 2018	N/A
807	\$375,000	2/2	\$323.8	1158	Sep 2018	N/A
811	\$319,900	1/1	\$413.8	773	Mar 2019	N/A
812	\$978,000	2/2	\$523.0	1870	Apr 2019	N/A
903	\$319,900	2/2	\$272.5	1174	Feb 2019	N/A
906	\$2,700/mth	2/2	\$2.3	1158	May 2019	N/A
909	\$375,000	2/2	\$323.8	1158	Dec 2018	N/A
912	\$4,600/mth	2/2	\$2.5	1870	Nov 2018	N/A
912	\$820,000	2/3	\$438.5	1870	Dec 2018	N/A
1008	\$2,200/mth	1/1	\$2.9	761	Apr 2019	N/A
1012	\$798,000	2/3	\$426.7	1870	Nov 2017	RALPH PALMI...
1204	\$380,000	2/2	\$328.2	1158	Mar 2019	N/A
1205	\$321,000	1/1	\$421.8	761	Mar 2019	N/A
1206	\$415,000	2/2	\$358.4	1158	Aug 2018	N/A
1210	\$2,500/mth	2/2	\$2.1	1174	Jan 2019	N/A
1405	\$299,000	1/1	\$392.9	761	Apr 2019	N/A
1406	\$414,900	2/2	\$358.3	1158	Nov 2018	N/A

Currently Listed

ACTIVE LISTINGS 2/3

Unit	Price	Beds/Baths	\$/Sqft	Sqft	Listing Date	Owner
1412	\$870,000	2/2	\$465.2	1870	Feb 2019	N/A
1510	\$522,500	2/2	\$445.1	1174	Mar 2017	N/A
1601	\$649,000	2/2	\$447.9	1449	Mar 2019	N/A
1603	\$459,000	2/2	\$391.0	1174	Apr 2019	N/A
1801	\$3,500/mth	2/2	\$2.4	1449	Nov 2018	N/A
2003	\$375,000	2/2	\$319.4	1174	Mar 2019	N/A
2005	\$2,200/mth	1/1	\$2.9	761	Mar 2019	N/A
2005	\$2,200/mth	1/1	\$2.9	761	May 2019	N/A
2406	\$429,000	2/2	\$370.5	1158	Oct 2018	N/A
2501	\$495,000	2/2	\$341.6	1449	Jun 2018	ALY HORMA
2503	\$399,900	2/2	\$340.6	1174	Oct 2018	N/A
2503	\$2,750/mth	2/2	\$2.3	1174	Feb 2019	N/A
2602	\$415,000	2/2	\$368.9	1125	May 2017	N/A
2703	\$2,500/mth	2/2	\$2.1	1174	Oct 2018	N/A
2802	\$426,500	2/2	\$379.1	1125	Feb 2019	N/A
2804	\$390,000	2/2	\$336.8	1158	Feb 2019	N/A
2906	\$425,000	2/2	\$367.0	1158	Apr 2019	N/A
2907	\$420,000	2/2	\$362.7	1158	Mar 2019	N/A
3003	\$3,800/mth	2/2	\$3.2	1174	Feb 2019	N/A
3010	\$519,900	2/2	\$442.8	1174	Aug 2017	MARPA INVES...

Currently Listed

ACTIVE LISTINGS 3/3

Unit	Price	Beds/Baths	\$/Sqft	Sqft	Listing Date	Owner
3105	\$2,600/mth	1/1	\$3.4	761	Feb 2019	N/A
3109	\$2,680/mth	2/2	\$2.3	1158	May 2019	N/A
3511	\$810,000	2/2	\$691.1	1172	Jan 2019	N/A